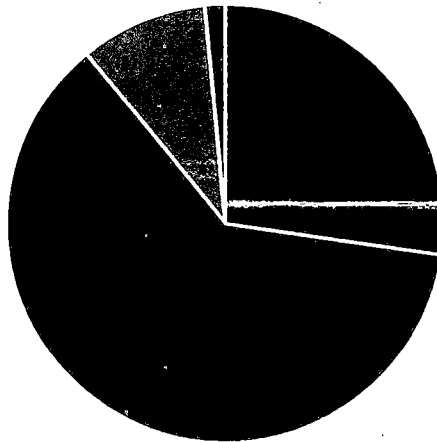


#14,905

October 2016 - September 2017
Volunteer Department's Total Call Volume



■ Fire ■ EMS ■ MVA ■ Technical Rescue

FILED FOR RECORD
at 11:30 o'clock *aw* M

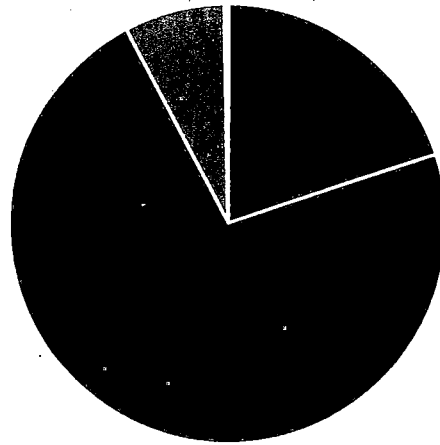
DEC 12 2017

JENNIFER LINDENZWEIG
County Clerk, Blunt County, TN
By *Jennifer Lindenzweig*

| Type Of Call | Caddo | Campbell | Cash | Celeste | L.O. | Merit | Quinlan | T.S. | U.V. | W.T. | W.C. | TOTAL |
|------------------|-------|----------|------|---------|------|-------|---------|------|------|------|------|-------|
| Fire | 202 | 178 | 269 | 107 | 187 | 122 | 212 | 122 | 189 | 198 | 110 | 1,896 |
| EMS | 304 | 296 | 444 | 183 | 240 | 213 | 1,254 | 321 | 374 | 547 | 170 | 4,346 |
| MVA | 156 | 56 | 173 | 42 | 28 | 14 | 53 | 20 | 50 | 18 | 17 | 627 |
| Technical Rescue | 0 | 2 | 11 | 2 | 0 | 0 | 5 | 31 | 4 | 27 | 0 | 82 |
| | 662 | 532 | 897 | 334 | 455 | 349 | 1,524 | 494 | 617 | 790 | 297 | 6,951 |

| Type Of Call | Caddo | Campbell | Cash | Celeste | L.O. | Merit | Quinlan | T.S. | U.V. | W.T. | W.C. | TOTAL |
|-------------------|-------|----------|------|---------|------|-------|---------|------|------|------|------|-------|
| No Unit Available | 114 | 24 | 0 | 4 | 45 | 8 | 164 | 50 | 47 | 18 | 0 | 474 |

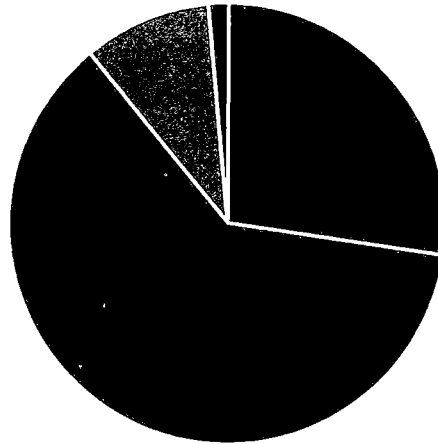
**October 2016 - September 2017
Paid Department's Total Call Volume**



■ Fire ■ EMS ■ MVA ■ Technical Rescue

| Type Of Call | Commerce Fire Department | Greenville Fire-Rescue | TOTAL |
|-------------------|--------------------------|------------------------|-------|
| Fire | 313 | 860 | 1,173 |
| EMS | 900 | 3,363 | 4,263 |
| MVA | 69 | 372 | 441 |
| Technical Rescue | 14 | 4 | 18 |
| No Unit Available | 0 | 0 | 0 |
| | 1,296 | 4,599 | 5,895 |

**July - September 2017
Volunteer Department's Total Call Volume**

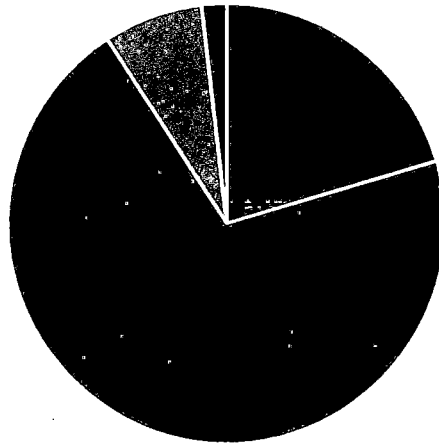


■ Fire ■ EMS ■ MVA ■ Technical Rescue

| Type Of Call | Caddo | Campbell | Cash | Celeste | L.O. | Merit | Quinlan | T.S. | U.V. | W.T. | W.C. | TOTAL |
|------------------|-------|----------|------|---------|------|-------|---------|------|------|------|------|-------|
| Fire | 53 | 26 | 62 | 19 | 71 | 25 | 69 | 20 | 50 | 58 | 30 | 483 |
| EMS | 92 | 64 | 122 | 45 | 28 | 46 | 287 | 72 | 122 | 163 | 52 | 1,093 |
| MVA | 31 | 18 | 62 | 11 | 7 | 3 | 17 | 5 | 7 | 3 | 4 | 168 |
| Technical Rescue | 0 | 2 | 5 | 1 | 0 | 0 | 3 | 7 | 3 | 6 | 0 | 27 |
| | 176 | 110 | 251 | 76 | 106 | 74 | 376 | 104 | 182 | 230 | 86 | 1,771 |

| Type Of Call | Caddo | Campbell | Cash | Celeste | L.O. | Merit | Quinlan | T.S. | U.V. | W.T. | W.C. | TOTAL |
|-------------------|-------|----------|------|---------|------|-------|---------|------|------|------|------|-------|
| No Unit Available | 34 | 7 | 0 | 2 | 13 | 8 | 24 | 4 | 12 | 9 | 0 | 113 |

**July - September 2017
Paid Department's Total Call Volume**



■ Fire ■ EMS ■ MVA ■ Technical Rescue

| Type Of Call | Greenville Fire-Rescue | Commerce Fire Department | TOTAL |
|-------------------|------------------------|--------------------------|-------|
| Fire | 196 | 99 | 295 |
| EMS | 787 | 232 | 1,019 |
| MVA | 93 | 14 | 107 |
| Technical Rescue | 3 | 9 | 12 |
| No Unit Available | 0 | 0 | 0 |
| | 1,079 | 354 | 1,433 |